



Durability with a classic touch.

Available in
base plate and
embedded styles.

Features and Benefits

- Prestressed steel and highest quality concrete are centrifugally cast for ultimate strength and long-term durability
- Natural stone and terrazzo aggregates maintain a like new appearance with virtually no maintenance
- Conforms to applicable sections of ACI, AASHTO, ASTM and PCI standards
- Exclusive 10-year warranty

Colors and Finishes

A wide range of standard, pre-formulated and custom colors are available. The concrete shafts are lightly blasted to expose the texture and beauty of the natural stone. See separate Aggregates and Finishes sheet for details. We offer Amerishield™, a premium graffiti-resistant coating, as well as other durable sealers and protectants that further enhance colors, protect the concrete surface and aid in the removal of graffiti.

Victorian I Pole

Elegant and sleek, the simple design of this round tapered Victorian pole complements period architectural designs as well as contemporary surroundings.

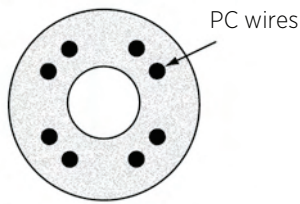
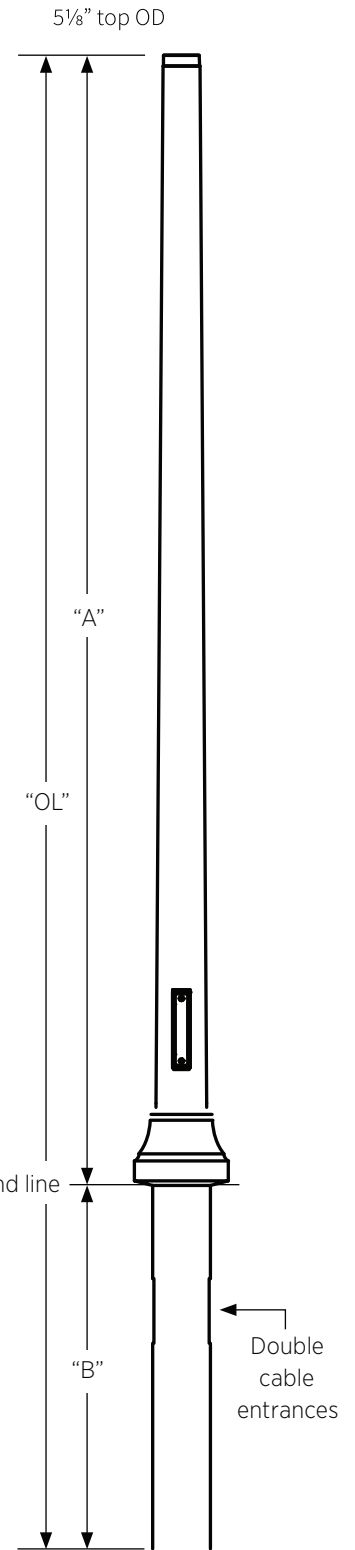
Our Victorian Series lighting poles combine the charm of yesterday with the technology of today. Available in a variety of configurations, colors and finishes, the Victorian series provides architects and designers with many creative options.

Victorian I - Base plate style information

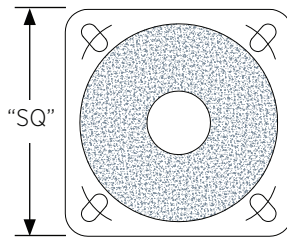
Catalog Number	Pole Height "A"	Base OD	Anchor Bolt	Bolt Circle	Base Plate (Sq)	Ultimate G.L. Moment	Pole Weight
VBR04.1	13'-1"	13"	¾" x 24" x 4"	16"	14"	12,000 ft lbs	625 lbs
VBR04.6	15'-1"	13"	¾" x 24" x 4"	16"	14"	15,000 ft lbs	675 lbs
VBR05.5	18'-0"	13"	¾" x 24" x 4"	16"	14"	15,500 ft lbs	710 lbs
VBR06.1	20'-0"	13"	¾" x 24" x 4"	16"	14"	17,000 ft lbs	825 lbs

Victorian I - Embedded style information

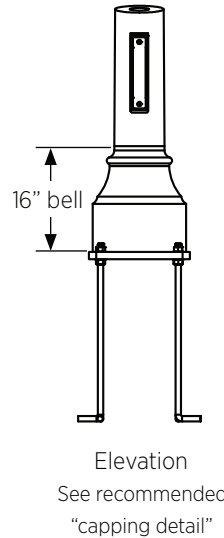
Catalog Number	Pole Height "A"	Base OD	Embedded Depth "B"	Overall Length "OL"	Ultimate G.L. Moment	Pole Weight
VER04	13'-1"	13"	4'-10"	17'-11"	12,000 ft lbs	750 lbs
VER04.6	15'-1"	13"	4'-10"	19'-11"	15,000 ft lbs	800 lbs
VER05.5	18'-0"	13"	4'-10"	22'-10"	15,500 ft lbs	900 lbs
VER06.1	20'-0"	13"	4'-10"	24'-10"	17,000 ft lbs	950 lbs



Shaft cross section detail



Slotted base plate prestressed to pole



Specifications - Use Centrecon specifications

Colors and finishes - See Centrecon color selection guide

Luminaire mounting - See mounting options section for more information

Anti-graffiti and sealer - Optional coatings are available for added protection